



S1000D

Issue 4.2 Pocket Guide



CDG

a Boeing Company

Table of Contents

| | | | |
|-------------------------------|----------|---|-----------|
| Introduction | 1 | Basic Concepts | 21 |
| Overview | 2 | The Data Module (DM) | 22 |
| The Beginning | 3 | The Data Module Code (DMC) | 23 |
| History | 4 | The Data Module Id/Status | 24 |
| Highlighted Changes Issue 4.2 | 5 | The Data Module Content | 25 |
| Organization | 9 | Information Control Number (ICN) | 26 |
| Specification Process | 10 | Data Management Requirement List (DMRL) | 27 |
| Introduction | 11 | The Common Source Database (CSDB) | 28 |
| Information Generation | 12 | The Publication Module (PM) | 29 |
| Information Management | 13 | Information Structures | 30 |
| Information Sets | 16 | Data Module Code (DMC) | 31 |
| Information Presentation | 17 | | |
| Information Processing | 18 | | |
| Supporting Information | 20 | | |

Table of Contents

| | | | |
|---|----|---------------------------------------|-----------|
| Data Module Code - Elements | 32 | Publication Code - Elements | 46 |
| Standard Numbering System (SNS) | 35 | Data Dispatch Note (DDN) | 47 |
| Standard Numbering System - Elements | 36 | Data Dispatch Note - Elements | 48 |
| Information Control Number (ICN) | | Catalog Sequence Number (CSN) | 49 |
| - Model Identification code based | 37 | Catalog Sequence Number - Elements | 50 |
| - CAGE code based | 38 | Cross Reference | 51 |
| - Elements | 39 | Cross Reference Guide | 52 |
| Data Management List Code (DMLC) | 41 | Glossary | 53 |
| Data Management List Code - Elements | 42 | | |
| Comment Code | 43 | | |
| Comment Code - Elements | 44 | | |
| Publication Code (PMC) | 45 | | |

Introduction

Specification 1000D (S1000D) is an international specification for the procurement and production of technical publications. The current issue of the specification has been jointly produced by the Aerospace and Defence Industries Association of Europe (ASD), the Aerospace Industries Association of America (AIA), and the ATA e-Business Program. S1000D is used worldwide by a variety of commercial and government entities for the development of technical documentation.

The specification adopts ISO, CALS and W3C standards to promote document standardization in which information is generated in a neutral format. Compliant documentation generated using the specification can be processed on different, and often disparate, IT systems. In addition, the specification promotes the production of information in a modular form. These “Data Modules” contain standardized identification and status enabling information to be easily accessed and reused.



Overview

The Beginning

Overview: 3

Originally conceived in the 1980's to standardize European military and civil aerospace publications.

The Problem – Legacy Publishing Standard

- No common publications standard available for collaborative projects, complexity of managing multiple standards increased the cost
- Developments in Integrated Logistics Support (ILS) and information technology created the need for a unified specification
- Complex publishing formats difficult to maintain and deliver

The Solution – Develop a Simple, Modular Publishing Specification

- Cost saving through information reuse and management
- Simplified publication formats ease data authoring and production
- Linkage to ILS Concepts
- Standardization and inter-operability
- Use of Simplified Technical English (STE) for clarity and ease of translation

History

Overview: 4

ASD Specification 1000D in continual development:

Issue 1

- | | | | |
|------------|--------------|--------------|--------------|
| ■ Change 6 | (1995-03-31) | ■ Change 8.1 | (2000-05-31) |
| ■ Change 7 | (1998-01-02) | ■ Change 9 | (2001-04-01) |
| ■ Change 8 | (1999-01-31) | | |

Issues 2 through 3

- | | | | |
|-------------|--------------|-------------|--------------|
| ■ Issue 2.0 | (2003-05-31) | ■ Issue 2.3 | (2007-02-28) |
| ■ Issue 2.1 | (2004-02-29) | ■ Issue 3.0 | (2007-07-31) |
| ■ Issue 2.2 | (2005-05-01) | | |

Issue 4

- | | | | |
|-------------|--------------|-------------|--------------|
| ■ Issue 4.0 | (2008-08-01) | ■ Issue 4.2 | (2017-02-06) |
| ■ Issue 4.1 | (2012-12-31) | | |

Highlighted Changes Issue 4.2

Overview: 5

Modifications & Enhancements:

- **Business Rules Data Module:** A new chapter has been added that describes the purpose and structure of the business rules document data module. A business rules document data module is one of a set of data modules that define all of the business rules that are required to support a project or organization. It provides the means to capture and govern business rule decisions throughout the life of a project.
S1000D Chap 4.10.1
- **ICN Metadata File:** A new chapter has been added that describes how ICN object metadata information can be stored and exchanged using the ICN metadata file, which allows for the proper management of illustrations and multimedia objects in the CSDB. *S1000D Chap 3.9.2.7*

Modifications & Enhancements:

- **Front Matter Markup Examples:** A new chapter has been added that contains XML markup of the element <content> in the Front Matter data module. It includes markup examples for a basic title page and set (package) of Front Matter data modules. *S1000D Chap 3.9.5.2.16.1*
- **Business Rule Severity Levels:** New project configurable attributes defaultBrSeverityLevel and brSeverityLevel have been added to the business rules and BREX data modules to record the default business rule severity level (any rules that have no explicit severity specified) or specified severity levels for SNS rules, structure object rules, notation rules, and non-context rules.
S1000D Chap 3.9.6.1; Chap 4.10.1; Chap 4.10.2

Highlighted Changes Issue 4.2

Overview: 7

Modifications & Enhancements:

- **Coding BREX Data Modules:** A new chapter has been added that explains the data module code for a BREX data module. The general principles for the data module code are given in Chap 4.3. *S1000D Chap 4.10.2.4*
- **Enhanced Project Configurable Attributes:** Extends support for project configurable attribute values used for project tailoring. New allowable values were added to attributes reqCondCategory, taskCode, sbImpactType, and accessPointTypeValue. *S1000D Chap 3.9.6*
- **Business Rule Referencing:** New element <brDecisionRef> has been added to the business rules and BREX data modules to define a reference to a business rule decision or another element to a business rule decision. *S1000D Chap 4.10.1; Chap 4.10.2*

Highlighted Changes Issue 4.2

Overview: 8

New Schemas:

- **Business Rules Document Data Module:** The new brDoc schema allows for the capturing and governance of all S1000D Business Rules Decision Points (BRDP) and business rules decisions for a project or organization. *S1000D Chap 4.10.1*
- **ICN Metadata File:** The new ICN metadata schema allows for the storing and exchange of ICN object metadata associated with illustrations or multimedia objects. The ICN metadata file is not a data module and has its own definition. *S1000D Chap 3.9.2.7*

Organization

Overview: 9

Chapter 1 – Introduction to the Specification

Chapter 2 – Documentation Process

Chapter 3 – Information Generation

Chapter 4 – Information Management

Chapter 5 – Information Sets and Publications

Chapter 6 – Information Presentation and Use

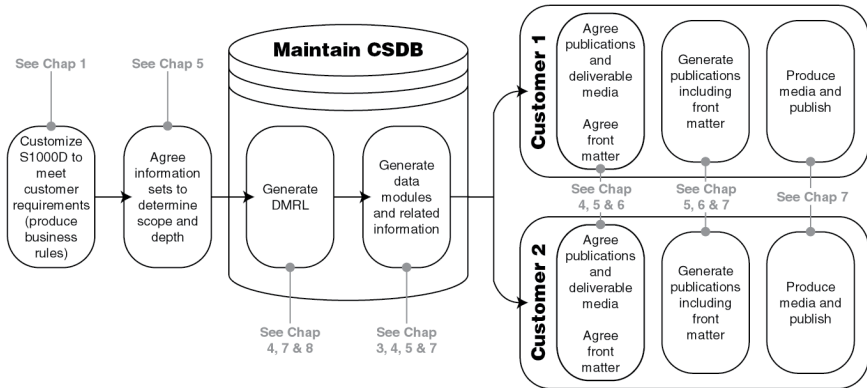
Chapter 7 – Information Processing

Chapter 8 – Standard Numbering System, Information Codes, and Learn Codes

Chapter 9 – Terms and Definitions

Specification Process

Overview: 10



Chapters 1 and 2 describe the history and use of the specification. *Relevant to anyone seeking an introduction to the specification.*

- **Introduction to the Specification (Chapter 1):** Purpose, Scope, Use and Tailoring of the specification
- **The Documentation Process (Chapter 2):** Overview of producing documentation to the specification and its relation to other standards

Chapter 3 provides information for creating data in compliance to the specification.
Relevant to Authors, Illustrators, and Subject Matter Experts.

- **Information Production Processes (Chapters 3.1-3.8):** Information about Data Modules, Information Sets, Zoning and Access, Updating Data Modules, Security and Data Restrictions, Quality Assurance, and Disassembly Principles
- **Content Authoring Rules (Chapters 3.9.1-3.9.4):** Writing Rules, Illustration Rules, Warning Caution and Notes rules, Front Matter rules
- **Data Module Authoring (Chapter 3.9.5):** Data Module Authoring, Identification and Status description, Authoring Specific Data Module content types
- **Authoring Project Configurable Attributes (Chapter 3.9.6):** Information on coding project configurable attributes
- **Human Performance Technology and Training (Chapter 3.9.7):** Information about writing Data Modules to be used for training

Chapters 4.1-4.8 provide information concerning the identification of specification data.
Relevant to Technical Publishing Managers and Authors.

- **The Common Source Database (Chapters 4.1-4.2):** Description of the Common Source Database (CSDB), Information Objects, and Related Standards
- **The Data Module Code (Chapter 4.3):** Description of the Data Module Code (DMC) and its component elements
- **The Information Control Number (Chapter 4.4):** Description and use of the Information Control Number (ICN)
- **The Data Management Requirement List and CSDB Status List (Chapter 4.5):** Description and use of the Data Management Requirement List (DMRL) and CSDB Status List (CSL)
- **Commenting, Version Control and Interchange (Chapter 4.6-4.8):** Description of the Commenting, Versioning and Interchange Processes

Chapters 4.9-4.13 provide information about the management of specification data, Business Rules Data Module, BREX, Process Data Module, and data configuration and reuse. *Relevant to Technical Publishing Managers and Authors.*

- **Publication Management (Chapter 4.9):** Information on the codification, creation and updating of publications
- **Business Rules Exchange (Chapter 4.10):** Description of the Business Rules Data Module and BREX mechanism provided by the specification
- **Process Data Module (Chapter 4.11):** Overview of the application and use of Process Data Modules
- **Multiple Instances of Data Modules (Chapter 4.12):** Description of management for multiple instances of the "same" Data Module
- **Optimizing and Reuse (Chapter 4.13):** Presentation of various mechanisms to optimize the content reuse management of Data Modules

Chapters 4.14-4.16 provide information concerning applicability, learning and content specific data. *Relevant to Technical Publishing Managers and Authors.*

- **Applicability (Chapter 4.14):** Overview of applicability capabilities and the mechanisms for managing applicability
- **Learning Information (Chapter 4.15):** Information on the codification, creation and updating of SCORM® packages
- **Content Specific Data (Chapter 4.16):** Overview of the concepts of contents specific and quantity data

Chapter 5 provides information defining scope and depth for creation of Data Module information sets. *Relevant to Technical Publishing Managers, Authors and Production Specialists.*

- **Information Sets Overview (Chapters 5.1-5.2):** Overview of common and specific information sets
- **Common Information Sets (Chapter 5.2.1):** Rules and information for the preparation and coding of common information sets
- **Air Specific Information Sets (Chapter 5.2.2):** Rules and information for the preparation and coding of air specific information sets
- **Land/Sea Specific Information Sets (Chapter 5.2.3):** Rules and information for the preparation and coding of land and sea specific information sets
- **Publication Sets (Chapter 5.3):** Rules and information for the preparation and coding of publication sets

Chapter 6 provides information concerning documentation presentation and use for Paper and Electronic Outputs. *Relevant to Acquisition Managers and Production Specialists.*

- **Information Presentation Introduction (Chapter 6.1):** Overview of the presentation concepts for specification information
- **Page Oriented Publications (Chapter 6.2):** Describes the presentation layout and production of paper publications
- **Interactive Electronic Technical Publications (Chapter 6.3):** Describes the user interface, look and feel of Interactive Electronic Technical Publications (IETP)
- **The Functionality Matrix (Chapter 6.4):** Describes the Functionality Matrix, and the acquisition of publications using the matrix

Chapters 7.1-7.5 provide information concerning the technical aspects of utilizing the specification. *Relevant to IT Managers, and Software Developers.*

- **Introduction and Basic Concepts (Chapter 7.1-7.2):** Overview of the technical requirements, characteristics and related standards concerning information processing
- **CSDB Data Module Objects (Chapter 7.3):** Describes the Data Module Schemas
- **Publication Generation (Chapter 7.4):** Describes the software aspects of generating publications, IETPs, and the Publication and SCORM Content Package Schemas
- **Information Interchange (Chapter 7.5):** Describes file based transfers, data dispatch notices, data management lists, and the comment forms

Chapters 7.6-7.8 provide technical information for the Process Data Module, specific examples, and applicability processing. *Relevant to IT Managers, Interactivity Authors, and Software Developers.*

- **Software Requirements (Chapter 7.6):** Process Data Module requirements, Resource Resolution
- **Guidance and Examples (Chapter 7.7):** Examples on the use of the Logic Engine, Process Data Module Nodes, Resource Resolution, XLINK, and XPATH
- **Applicability (Chapter 7.8):** Processing of applicability annotations and generation of display text from computable applicability annotations

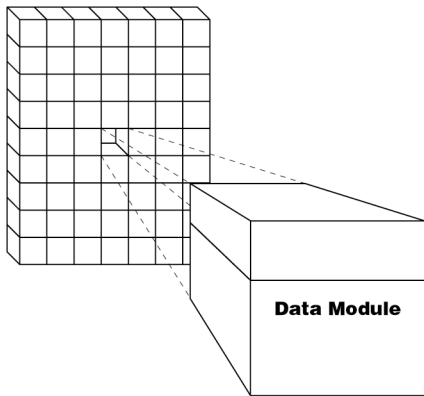
Chapters 8 and 9 of the specification provide additional information and support data.
Relevant as reference information.

- **SNS, Information, and Learn Codes (Chapter 8.1):** Overview of specification coding structures.
- **SNS Structures (Chapter 8.2-8.3):** Maintained and example SNS structures
- **Information Codes (Chapter 8.4):** Defines the base information code set and provides guidance for modifying or adding codes
- **Learn Codes (Chapter 8.5):** Provides guidance for implementing learning codes.
- **Terms and Definitions (Chapter 9):** Lists the abbreviations, terms, acronyms, and references to the data dictionary locations



Basic Concepts

The Data Module (DM)

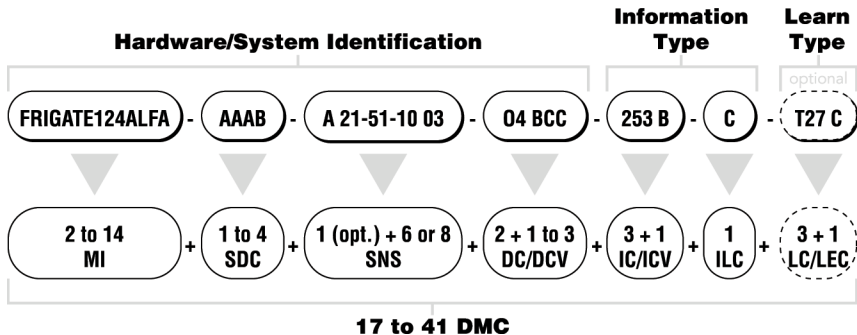


Data Modules are small, reusable pieces of technical information. They are uniquely identified using a Data Module Code to allow ease of management and access in a database environment. Each Data Module contains a metadata section (IDSTATUS) identifying and describing the Data Module and a (CONTENT) section containing the technical information. *S1000D Chap 3.2*

The Data Module Code (DMC)

Basic Concepts: 23

Ties content to Hardware/Systems and allows classification of the information type and use. *S1000D Chap 4.3*



The Data Module Id/Status

How the information is managed IDSTATUS contains:

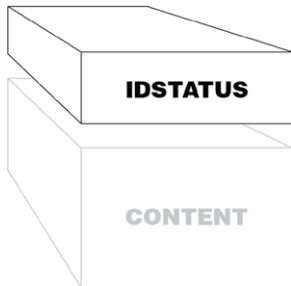
S1000D Chap 3.9.5.1

Identification Information

- Data Module Code
- Data Module Title
- Issue Number
- Issue Date

Status Information

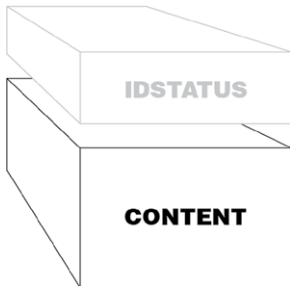
- Security
- Technical Standard
- Applicability
- Quality Assurance
- Skill Level
- Etc.



The Data Module Content

The managed technical information CONTENT contains:
S1000D Chap 3.9.5.2

- Crew/Operator
- Fault
- Procedural
- Wiring Data
- Maintenance Planning
- Learning Module
- Common Information Repository
- Cross-Reference
(Applicability, Conditions, Products)
- Checklists
- Descriptive
- Front Matter
- Service Bulletin
- Parts Data
- Process Module
- Container



Information Control Number (ICN)

Each illustration sheet, multimedia object or other data attached to a data module must be identified by an ICN assigned by the originator or model identifier. In a CSDB, the ICN is the unique identifier of an illustration sheet, multimedia object, or attached data, and is used to establish the relationship to one or more data modules. The ICN is independent of the file format. *S1000D Chap 3.9.2, Chap 4.4*

Model Identification code based ICN



CAGE code based ICN



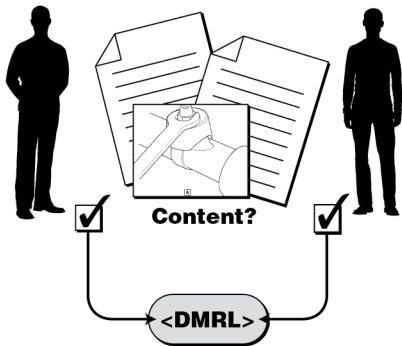
Data Management Requirement List (DMRL)

Basic Concepts: 27

Data Provider

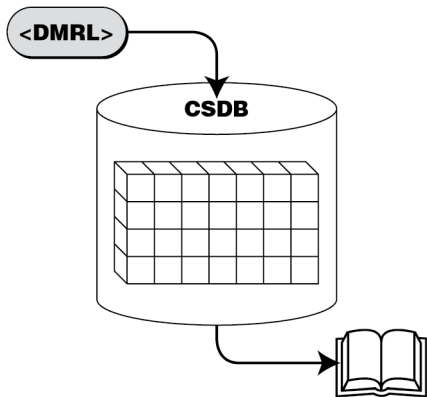
Customer

Before any technical information is created, the DMRL will be defined between a data provider and customer to identify the content to be developed. This process formalizes the technical planning and management process allowing more accurate estimation of project scale and resource requirements. The final DMRL will contain all Data Modules to be used in the project. *S1000D Chap 4.5*



The Common Source Database (CSDB)

Basic Concepts: 28

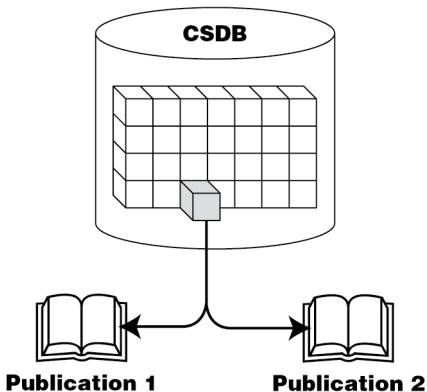


The CSDB is populated from a DMRL and supports the technical publishing process by controlling the ID and Status information within each Data Module, enabling QA processes, and ensuring that the correct version of each module is published to the end user. It acts as a central repository for Data Modules to facilitate data management, access and publication.

S1000D Chap 4.2

The Publication Module (PM)

Basic Concepts: 29



A publication is a collection of Data Modules for a specific purpose. The Publication Module provides a framework for collecting and organizing Data Modules into a publication or Sharable Content Object Reference Model (SCORM) structure. Data Modules may be reused in many publications by simply referencing the Data Module within each Publication Module. *S1000D* supports paper and IETPs. *S1000D Chap 4.9*

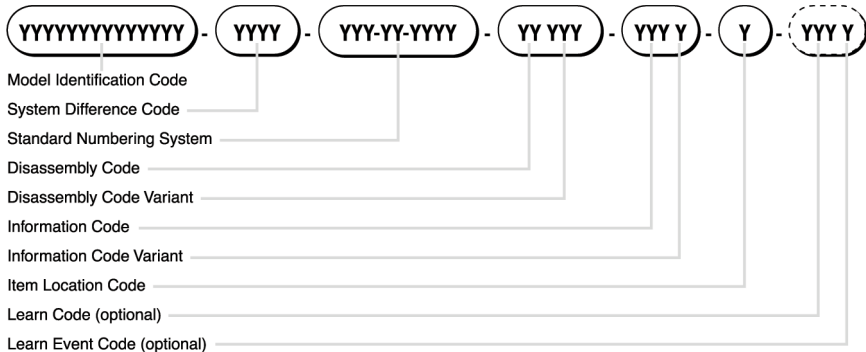


Information Structures

Data Module Code (DMC)

The DMC provides a unique identifier for each Data Module and is used to manage data in the CSDB. *S1000D Chap 4.3*

DMC: Min 17 Characters, Max 41 Characters (shown)



Data Module Code - Elements

- **Model Identification Code (MI):** (2 to 14 alphanumeric characters) The MI identifies the project to which the data applies and is the point of reference for all applicability information. The MI includes all related model variants. Projects must apply to North Atlantic Treaty Organization (NATO) Support and Procurement Agency (NSPA) for the allocation of the model identification code(s). Email: spec2000m@nspa.nato.int
S1000D Chap 4.3.1
- **System Difference Code (SDC):** (1 to 4 alphanumeric characters) The SDC indicates alternative versions of the system and subsystem/sub-subsystem identified by the SNS without affecting the type, model or variant identity. *S1000D Chap 4.3.2*
- **Standard Numbering System (SNS):** (6 or 9 alphanumeric characters) The SNS identifies the functional or physical breakdown of the system using a chapterization methodology. *S1000D Chap 4.3.3*

- **Material Item Category Code (MICC):** (1 alphanumeric character) This is an optional code applied to the front of the SNS to identify which SNS is being used, or to differentiate between different definitions within the same SNS.
S1000D Chap 4.3.3
- **Disassembly Code (DC\DCV):** (DC(2)\DCV(1-3) alphanumeric characters) The DC identifies the breakdown condition of an assembly to which maintenance information applies. The DCV designates alternative items of equipment or components differing slightly in design, but not enough to warrant a change of the system difference code.
S1000D Chap 4.3.4, Chap 4.3.5, Chap 3.8
- **Information Code (IC\ICV):** (IC(3)\ICV(1) alphanumeric characters) The IC is used to identify the specific type of information within a Data Module, see S1000D Chap 8.4 for a list of specific information types. The ICV indicates any variation in the activity defined by the information code. The generic codes are alpha characters. The default ICV is always coded "A", successive variants are coded B, C, etc.
S1000D Chap 4.3.6, Chap 4.3.7, Chap 8.4

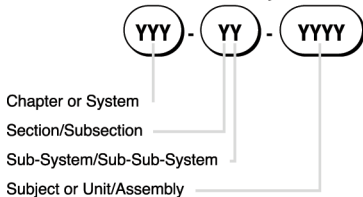
Data Module Code - Elements

- **Item Location Code (ILC):** (1 alphanumeric character) The ILC indicates where the maintenance task will be carried out or where the information is applicable.
S1000D Chap 4.3.8
- **Learn Code (LC):** (3 alphanumeric characters) Used only in Learning Data Modules the learn code describes the type of human performance technology or training information that is in the content of the Learning Data Module.
S1000D Chap 4.3.9, Chap 8.5
- **Learn Event Code (LEC):** (1 alphanumeric character) Used only in Learning Data Modules the learn event code describes which branch of the learning schema is to be used. *S1000D Chap 4.3.10*

Standard Numbering System (SNS)

The SNS identifies the functional or physical structure of the equipment that the information applies to, using a breakdown methodology. *S1000D Chap 4.3.3, Chap 8.2*

SNS: Min 6 Characters, Max 9 Characters (shown)



Standard Numbering System - Elements

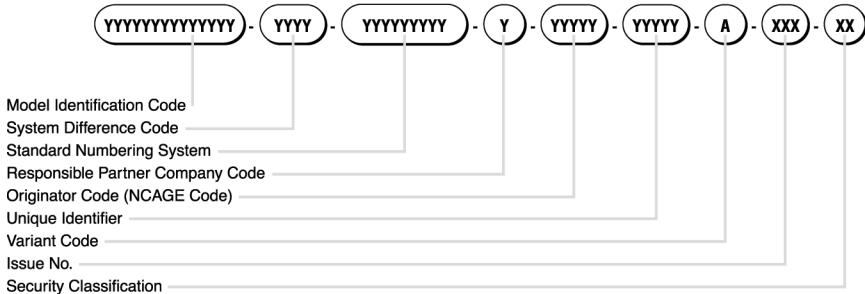
- **Chapter or System:** (2 or 3 alphanumeric characters) The System identifies the general systems or functions to which the information applies. If the System is 3 characters the first character is the optional Material Item Category Code used to identify which SNS is being used or to differentiate between different definitions within the same SNS.
- **Section/Subsection or Sub-System/Sub-Sub-System:** (1 alphanumeric character each) The Sub-System/Sub-Sub-System defines a breakdown of systems within each System.
- **Subject or Unit/Assembly:** (2 or 4 alphanumeric characters) Unit or assembly provides identification for units in complex systems. The allocation of this element must be clearly defined in that project's business rules.

Information Control Number (ICN) ^{MI Based}

The **Model Identification code based ICN** provides a unique reference to an Illustration or Media Object to allow management within the CSDB using a Model Identifier.

S1000D Chap 4.4

ICN: Min 26 Characters, Max 44 Characters (shown w/o ICN prefix)

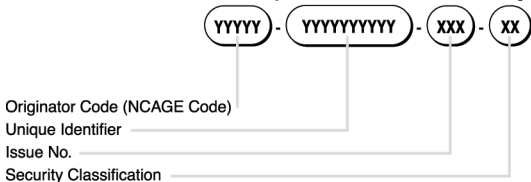


Information Control Number (ICN) CAGE Based

Information Structures: 38

The **CAGE code based ICN** provides a unique reference to an Illustration or Media Object to allow management within the CSDB using an NCAGE code. *S1000D Chap 4.4*

ICN: Min 15 Characters, Max 20 Characters (shown w/o ICN prefix)



ICN elements are represented as a string and are not individual markup elements

- **Model Identification Code:** (2 to 14 alphanumeric characters) Identical to the MI code used for the DMC. *S1000D Chap 4.3.1*
- **System Difference Code:** (1 to 4 alphanumeric characters) Identical to the SDC used for the DMC. *S1000D Chap 4.3.2*
- **Standard Numbering System:** (6 to 9 alphanumeric characters, see SNS) Identical to the SNS used for the DMC. *S1000D Chap 4.3.3*
- **Responsible Partner Company Short Code:** (1 alpha character) A single character representation that references the Responsible Partner NCAGE code for the Data Module in which the illustration is used. The responsible partner company short code must be defined by the project. *S1000D Chap 4.4*
- **Originator:** (5 alphanumeric characters) The originator code gives the originator of an illustration. It consists of 5 alphanumeric characters. The code is the originator NCAGE code, which is used as a status element in the identification and status section of the Data Module. *S1000D Chap 3.9.5.1*

Information Control Number - Elements

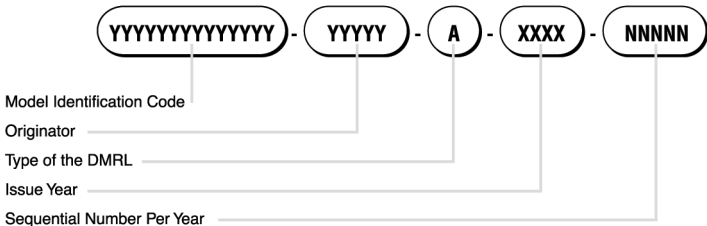
Information Structures: 40

- **Unique Identifier (UI):** (5 to 10 alphanumeric characters) Used in Model Identification based ICNs the identifier is 5 alphanumeric characters. Used in NCAGE based ICNs the identifier is 5 to 10 alphanumeric characters. The identifier must be unique for each originating company.
- **Information Variant Code:** (1 alpha character) The information variant code is a single alpha character, which identifies the variants of a basic illustration or media object. The variant code "A" identifies a basic object and "B" identifies the first variant. A variant is a supplemented, scaled, cropped, rotated, mirrored and/or otherwise annotated basic illustration or media object.
- **Information Issue Number:** (2 or 3 digits) The information issue number is a 2 or 3 digit sequential numerical value. It starts from 001 for each basic illustration or media object or variant, and is incremented each time the object is updated.
- **Security Classification:** (2 digit) 2 digits identify the security classification of the illustration or media object. *S1000D Chap 3.6 and 3.9.5.1*

Data Management List Code (DMLC)

The DMLC identifies a full or partial list of Data Modules required by the project to support collaborative creation of Data Modules in a work-share environment. *S1000D Chap 4.5*

DMLC: Min 15 Characters, Max 27 Characters (shown)



Data Management List Code - Elements

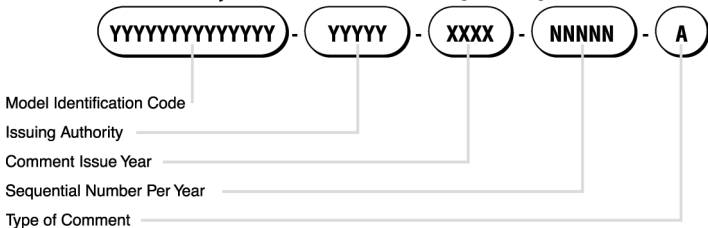
Information Structures: 42

- **Model Identification Code (MI):** (2 to 14 alphanumeric characters) Identical to the MI code used for the DMC. *S1000D Chap 4.3.1*
- **Originator:** (5 alphanumeric characters) Identifies the NCAGE code of the sending company. *S1000D Chap 3.9.5.1*
- **Type of the DMRL:** (1 alpha character) Indicates whether the DMRL is a complete or partial list. May be "c" for a complete list or "p" for a partial list. *S1000D Chap 4.5.1*
- **Issue Year:** (4 digit year) The year the DMRL was issued.
- **Sequential Number Per Year:** (5 digits) A sequential number starting at "00001".

Comment Code

The comment code is used to identify comments raised on the Data Module or Publication Module. *S1000D Chap 4.6*

Min 17 Characters, Max 29 Characters (shown)



Comment Code - Elements

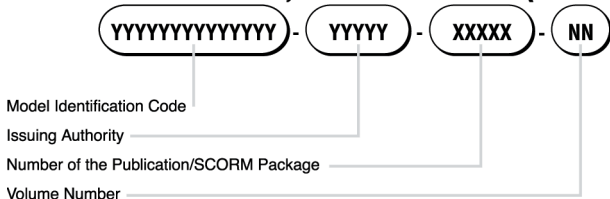
- **Model Identification Code (MI):** (2 to 14 alphanumeric characters) Identical to the MI code used for the DMC. *S1000D Chap 4.3.1*
- **Issuing Authority:** (5 alphanumeric characters) Identifies the NCAGE code of the company issuing the comment. *S1000D Chap 3.9.5.1*
- **Comment Issue Year:** (4 digit year) The year the comment was issued.
- **Number of the comment per year:** (5 digits) A sequential number starting at "00001", indicating the number of the comment per year.
- **Type of comment:** (1 alpha character) Indicates the type of comment. May be "q" for a query or "i" for a interim and "r" for final response.

Publication Code (PMC)

The PMC defines a unique identifier for a Publication Module.

S1000D Chap 4.9, Chap 4.15

PMC: Min 14 Characters, Max 26 Characters (shown)



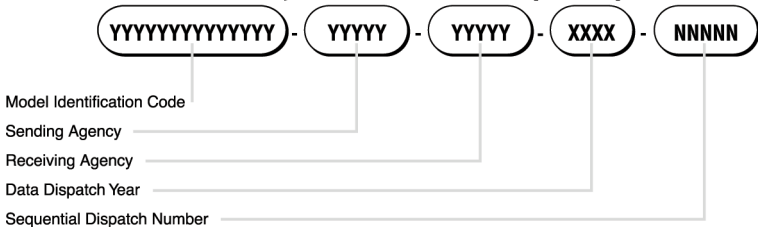
Publication Code - Elements

- **Model Identification Code:** (2 to 14 alphanumeric characters) Identical to the MI code used for the DMC. *S1000D Chap 4.3.1*
- **Issuing Authority:** (5 alphanumeric characters) Identifies the NCAGE code of the company issuing the publication package. *S1000D Chap 3.9.5.1*
- **Number of the publication package:** (5 numeric characters) A number assigned by the issuing authority identifying this publication content module.
- **Volume of the publication package:** (2 numeric characters) Separates by volumes/packages without assigning a new number. The default number is "00".

Data Dispatch Note (DDN)

CONTROLNUMBER is the data dispatch note identifier in the form. *S1000D Chap 7.5.1*

DDN: Min 21 Characters, Max 33 Characters (shown)



Data Dispatch Note - Elements

- **Model Identification Code:** (2 to 14 alphanumeric characters) Identical to the MI code used for the DMC. *S1000D Chap 4.3.1*
- **Sending Agency:** (5 alphanumeric characters) Identifies the NCAGE code of the company sending the data dispatch. *S1000D Chap 3.9.5.1*
- **Receiving Agency:** (5 alphanumeric characters) Identifies the NCAGE code of the company receiving the data dispatch. *S1000D Chap 3.9.5.1*
- **Data Dispatch Year:** (4 digit year) A number assigned by the issuing authority identifying this data dispatch.
- **Sequential Dispatch Number:** (5 digits) A sequential number identifying the dispatches for each year. The default number is "00001".

Catalog Sequence Number (CSN)

A CSN captures the location of an item within the IPC in terms of its SNS.

S1000D Chap 3.9.5.2.7

**CSN: 13 Characters
with "Null" Values**



CSN: 13 Characters



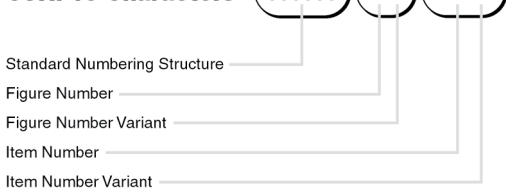
Standard Numbering Structure

Figure Number

Figure Number Variant

Item Number

Item Number Variant



Catalog Sequence Number - Elements

- **Standard Numbering Structure:** (6 alphanumeric fixed) A standard 6 character SNS. Note that only the 6 character SNS format is allowed. If the CSN reference is to a non-chapter IPD then this field will be represented by 6 spaces.
- **Figure Number:** (2 alphanumeric fixed) Identifies the two character figure number that the CSN references.
- **Figure Number Variant:** (1 alphanumeric fixed) Identifies the variant of the figure number that the CSN references. To be populated with a space if there is no variant.
- **Item Number:** (3 alphanumeric fixed) Identifies the three character item number that the CSN references.
- **Item Number Variant:** (1 alphanumeric fixed) Identifies the variant of the item number that the CSN references. To be populated with a space if there is no variant.



Cross Reference

Cross Reference Guide

Cross Reference: 52

| | | | |
|---|------------|---|--------------|
| Common Source Database (CSDB) | Chap 4.2 | Interactive Electronic Technical Publication (IETP) | Chap 6.3 |
| Data Management Requirement List (DMRL) | Chap 4.5 | Item Location Code (ILC) | Chap 4.3.8 |
| Data Module Code (DMC) | Chap 4.3 | Learn Code (LC) | Chap 4.3.9 |
| Data Module (DM) | Chap 3.2 | Learn Event Code (LEC) | Chap 4.3.10 |
| Disassembly Code (DC) | Chap 4.3.4 | Model Identification Code (MI) | Chap 4.3.1 |
| Disassembly Code Variant (DCV) | Chap 4.3.5 | Material Item Category Code (MICC) | Chap 4.3.3 |
| Information Control Number (ICN) | Chap 4.4 | Nato Commerical and Government Entity Code (NCAGE) | Chap 3.9.5.1 |
| Information Code (IC) | Chap 4.3.6 | Publication Module Code (PMC) | Chap 4.9 |
| Information Code Variant (ICV) | Chap 4.3.7 | Standard Numbering System (SNS) | Chap 4.3.3 |
| Information Set | Chap 5 | System Difference Code (SDC) | Chap 4.3.2 |

- **Catalog Sequence Number (CSN):** Captures the location of an item within the IPC in terms of its SNS. *S1000D Chap 3.9.5.2.7*
- **Comment Code (CSN):** Used to identify comments raised on the Data Module or Publication Module. *S1000D Chap 4.6*
- **Common Source Data Base (CSDB):** A store of Data Modules supporting the technical publishing process by facilitating management, QA, and versioning. *S1000D Chap 4.2*
- **Data Module (DM):** Small reusable pieces of technical information uniquely identified using a Data Module Code allowing ease of management and access in a database environment. *S1000D Chap 3.2*
- **Data Module Code (DMC):** A unique alphanumeric code for data management identifying the Data Module content to Hardware or Functional Systems and allows classification of the information type and use. *S1000D Chap 4.3*

- **Data Management List Code (DMLC):** Identifies a full or partial list of Data Modules required by the project to support collaborative creation of Data Modules in a work-share environment. *S1000D Chap 4.5*
- **Data Management Requirement List (DMRL):** A process to identify the content to be developed. The process formalizes the technical planning and management process allowing more accurate estimation of project scale and resource requirements. *S1000D Chap 4.5*
- **Disassembly Code (DC):** (2 alphanumeric characters) Identifies the breakdown condition of an assembly to which information applies. *S1000D Chap 4.3.4*
- **Disassembly Code Variant (DCV):** (1, 2 or 3 alphanumeric characters) Identifies alternative items of equipment or components differing slightly in design, but not enough to warrant a change of the system difference code. *S1000D Chap 4.3.5*

- **Identification and Status:** The first part of a Data Module containing identification elements (DMC, title, issue number and date, etc.) and status elements (applicability, technical standard, quality assurance status, etc.) for the management of the Data Module. *S1000D Chap 3.9.5.1*
- **Information Control Number (ICN):** A unique code that identifies an illustration sheet or multimedia object in the CSDB. *S1000D Chap 4.4*
- **Information Code (IC):** (3 alphanumeric characters) Identifies the type of information within a Data Module. *S1000D Chap 4.3.6*
- **Information Code Variant (ICV):** (1 alpha character) Identifies any variation in the activity defined by the information code. *S1000D Chap 4.3.7*
- **Information Set:** The required information in a defined scope and depth (author view) in form of Data Modules managed in the CSDB. A project DMRL lists all required Data Modules for that project. *S1000D Chap 5*

Glossary

Cross Reference: 56

- **Interactive Electronic Technical Publication (IETP):** A set of information needed for the description, operation and maintenance of the product, optimally arranged and formatted for interactive screen presentation to the end user on an electronic display system. IETP may include conditional branching mechanisms based on user feedback. *S1000D Chap 6.3*
- **Item Location Code (ILC):** (1 alpha character) Identifies where the maintenance task will be carried out in terms of a product or where the information is applicable. *S1000D Chap 4.3.8*
- **Learn Code (LC):** (3 alphanumeric characters) Used only in learning Data Modules, this code describes the type of Human Performance Technology (HPT) or training information described in the module. *S1000D Chap 4.3.9*
- **Learn Event Code (LEC):** (1 alphanumeric character) Used with the Learn Code, the LEC describes which branch of the learn Schema is to be used. *S1000D Chap 4.3.10*

- **Logistic Support Analysis (LSA):** The selective application of scientific and engineering efforts undertaken during the development process, as part of the system engineering and design process, to assist in complying with supportability and other Integrated Logistic Support activities.
- **Model Identification Code (MI Code):** (2 to 14 alphanumeric characters) This code is allocated by North Atlantic Treaty Organization (NATO) Maintenance and Supply Agency (NAMSA) and is used to identify the product to which the data applies.
S1000D Chap 4.3.1
- **Material Item Category Code (MICC):** (1 alphanumeric character) This is an optional code applied to the front of the SNS to identify which SNS is being used, or to differentiate between different definitions within the same SNS.
S1000D Chap 4.3.3

- **NATO Commercial and Government Entity (NCAGE):** (5 alphanumeric characters)
Each country in the NATO Codification System (NCS) allocates these unique codes to companies located in that country. Used to identify originator or responsible partners. *S1000D Chap 3.9.5.1*
- **Publication Module (PM):** A collection of Data Modules for a specific purpose. *S1000D Chap 4.9*
- **Publication Module Code (PMC):** A unique identifier of a Publication Module (PM) or a final deliverable publication. A PM defines the content (references to Data Modules, other PMs or legacy data) and its structure. *S1000D Chap 4.9*
- **Standard Numbering System (SNS):** (6 to 9 alphanumeric characters) Consists of three groups of characters. Intended to provide standardization in the arrangement of addressing the Product. *S1000D Chap 4.3.3*

- **System Difference Code (SDC):** (1 to 4 alphanumeric characters) Indicates alternative versions of the system and subsystem/sub-subsystem identified by the SNS without affecting the type, model or variant identity. *S1000D Chap 4.3.2*

